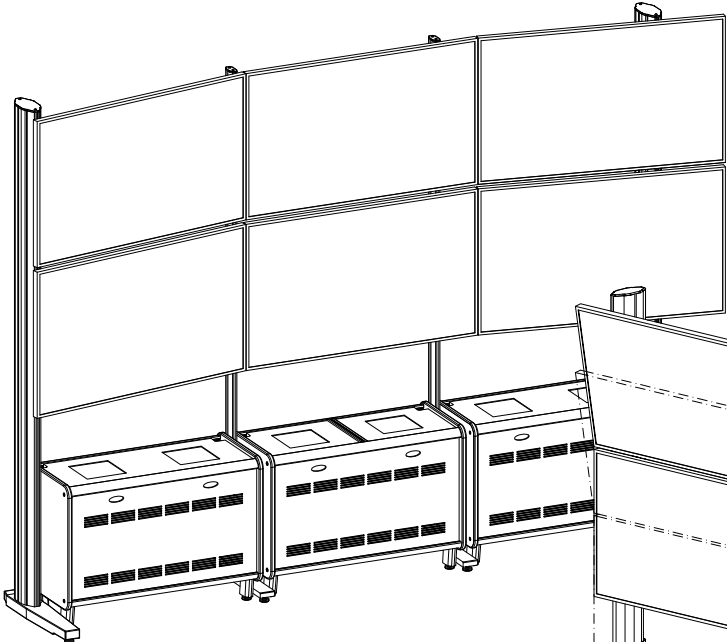
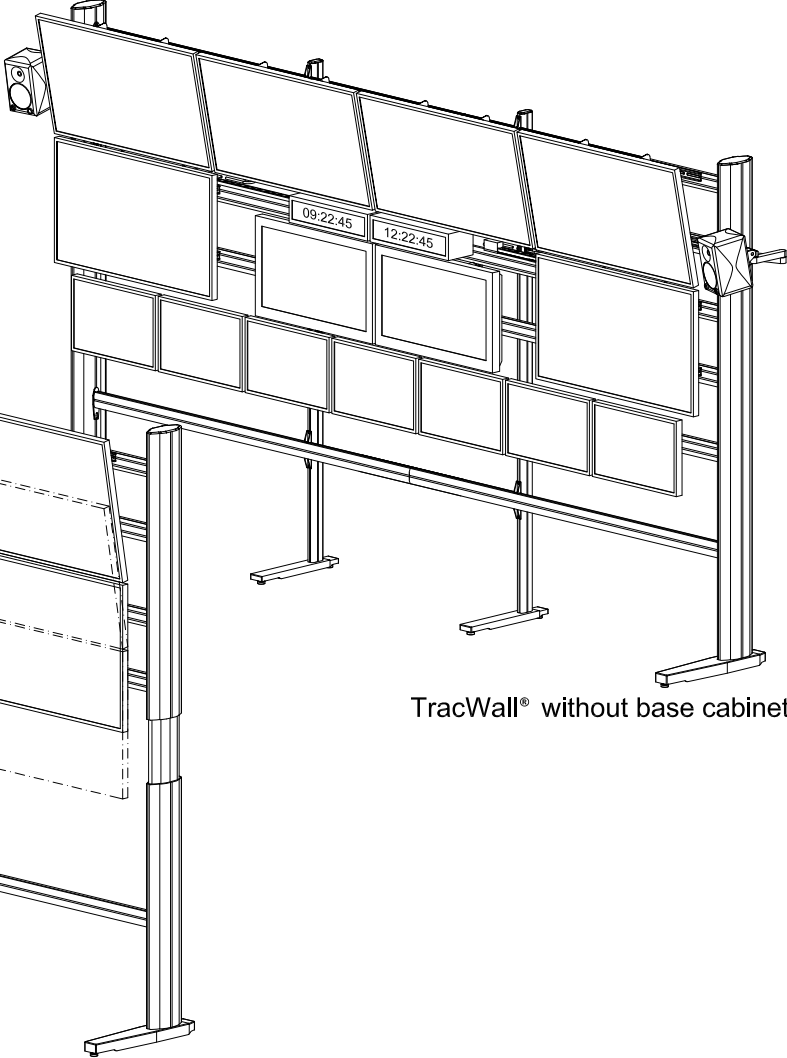


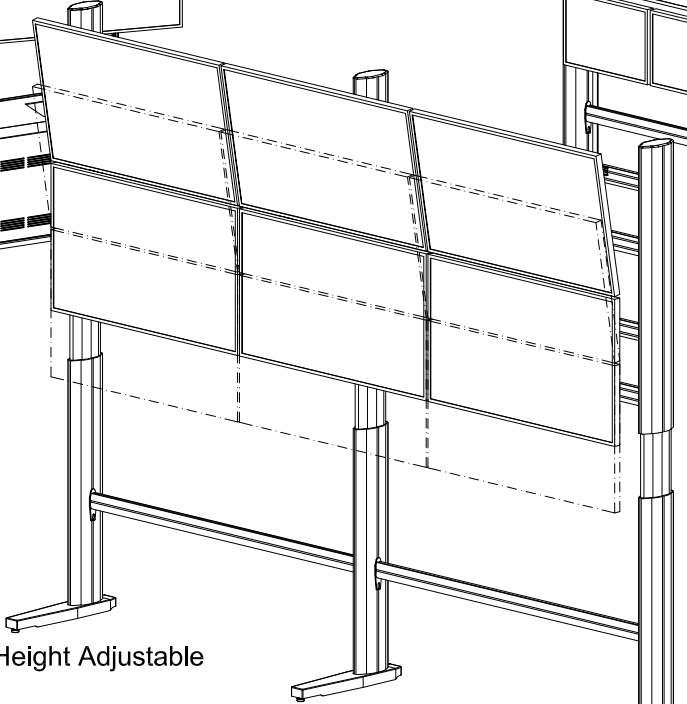
# TracWall® Product Guide



TracWall® with base cabinets



TracWall® without base cabinets



TracWall® Height Adjustable



TracWall® Product Line + Accessories

April 2016

# TracWall® Product Guide

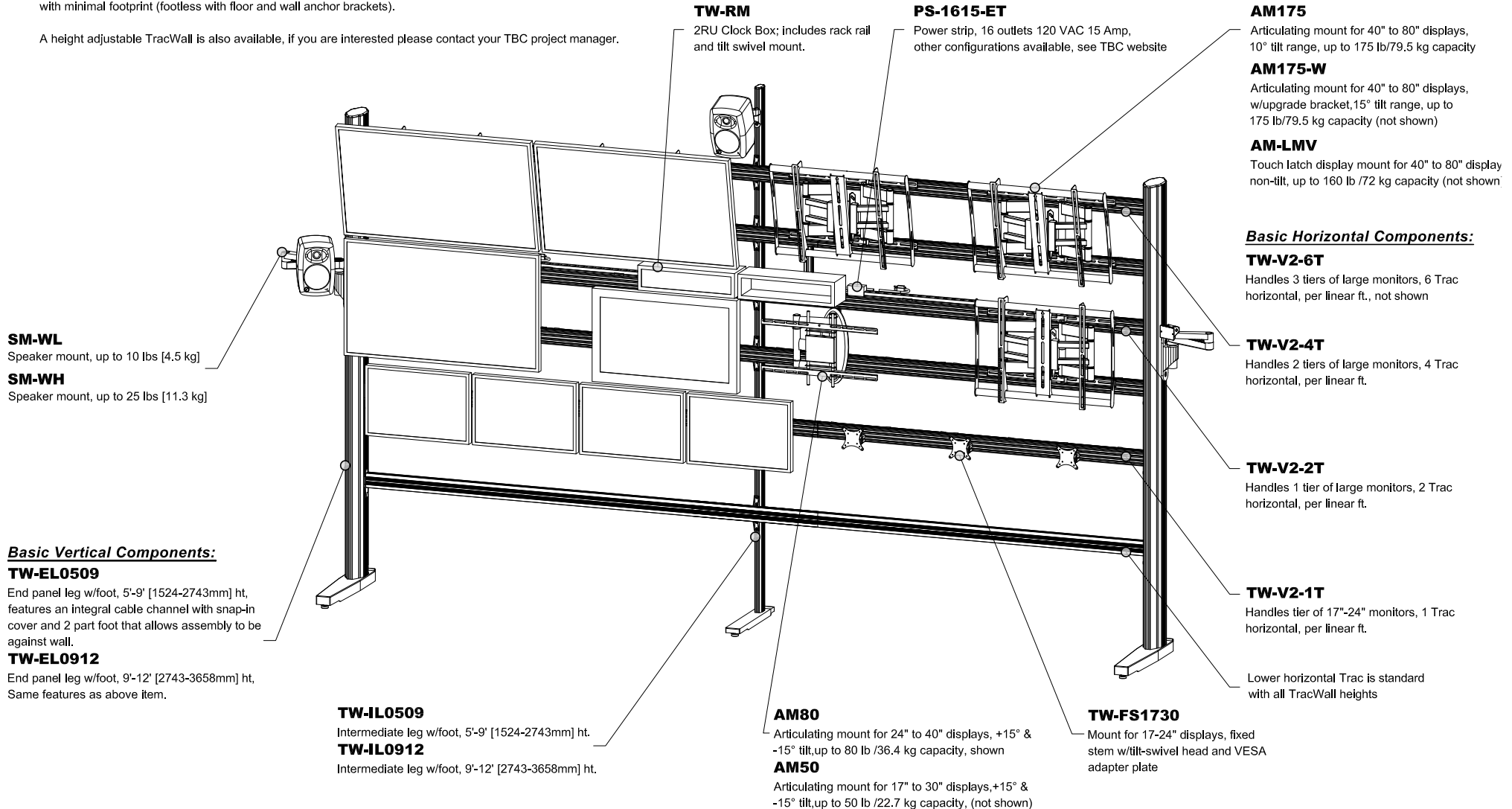


## Overview and Features

TracWall is the best scalable system for creating flat panel monitor walls. Any combination of monitors or components such as speakers and clocks may be incorporated. Units may be free standing, wall mounted or include base cabinets. TracWall provides an adjustable, adaptable, upgradeable system designed to give you perfect sightlines – every time.

By utilizing a "gridwork" of structural t-slotted aluminum extrusions, many variations of monitor wall arrangements are possible...as well as future modifications and upgrades. Displays from 15" to 70" bolt directly to Trac Wall with a variety of fixed, tilt/swivel and articulating mounts. Configurable as freestanding or with minimal footprint (footless with floor and wall anchor brackets).

A height adjustable TracWall is also available, if you are interested please contact your TBC project manager.



## Overview and Features - continued

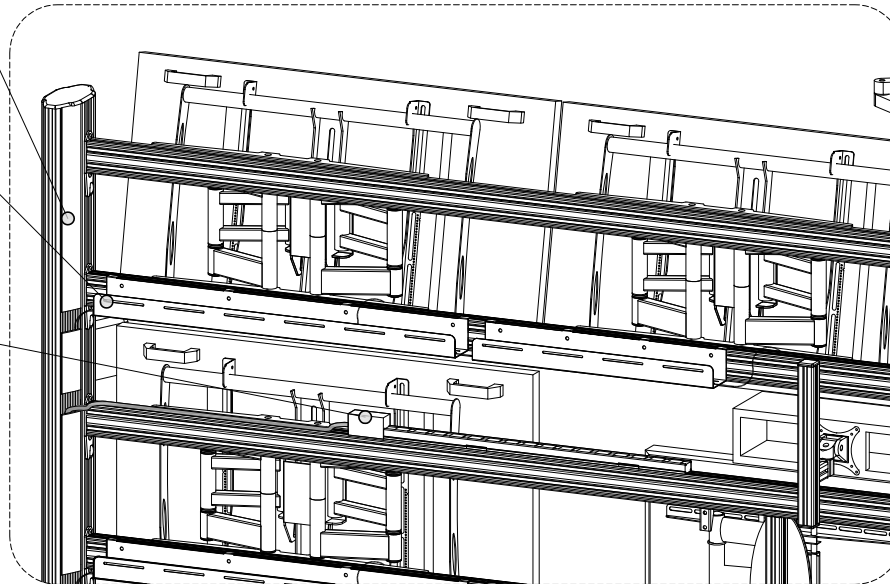
### Power + Cable Management

Fully adjustable, adaptive power strip, PDU, and cable management capabilities.

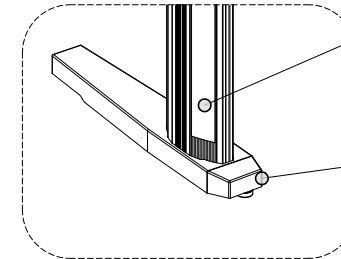
Integral wire channel in end leg extrusion with trimmable plastic snap-in cover, cable capacity of over 8 sq." [5,000 sq. mm]

Steel wire trough section (powder coat finish) for cable management across the back of TracWall, comes in 4 sizes that best meet the project requirements

Power strips and PDUs easily mount on tops, backs, and bottoms of horizontal extrusions to allow power to be where its required.



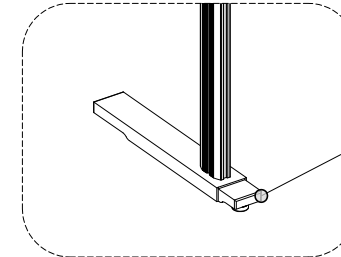
### Standard End leg & foot



Integral wire channel in end leg extrusion with trimmable plastic snap-in cover.

Standard end leg foot, 26 1/4" long x 4 5/8"w(widest pt.)

### Standard Intermediate leg & foot



Standard intermediate leg foot, 20 7/16" long x 3 "w(widest pt.)

### Available Base Cabinets

Modular design with removable front access doors, internal cable management, and removable top panels with integral vents. For more information see page 4.

#### TW-CB-S

CPU base cabinet, 32"-48" [810-1219mm] width, standard w/vented bottom shelf

#### TW-CB-L

Equipment base cabinet, 49"-60" [1244-1524mm] width, standard w/vented bottom shelf

#### TW-EB-S

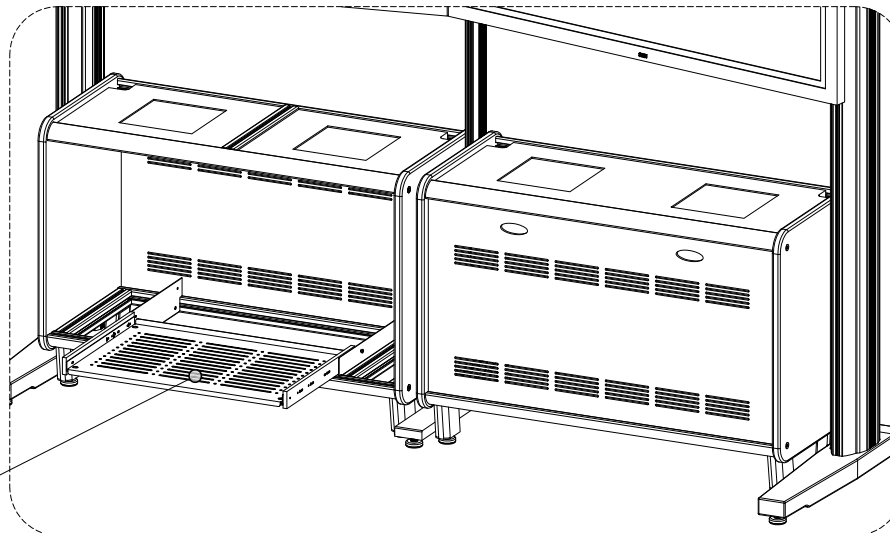
Equipment base cabinet, 32"-48" [810-1219mm] width, standard w/7RU front and rear rack rail, no bottom shelf

#### TW-EB-L

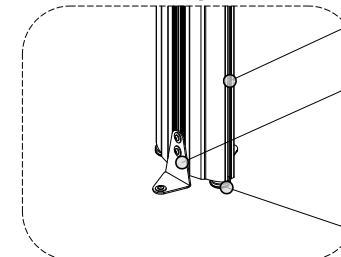
Equipment base cabinet, 49"-60" [1244-1524mm] width, standard w/7RU front and rear rack rail, no bottom shelf

#### TW-PO-SHELF

Pull-out CPU shelf, vented, 25" [635mm] wide, powder coated steel



### "Footless" end leg

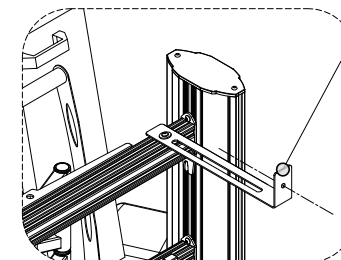


Requires steel wall anchors for secure attachment to walls.

Steel floor anchors for secure attachment to floors, 2 per leg. Can also be used for ceiling attachment. Available for end and intermediate legs.

Levelers, 2 per leg.

### Wall attachment "L" bracket



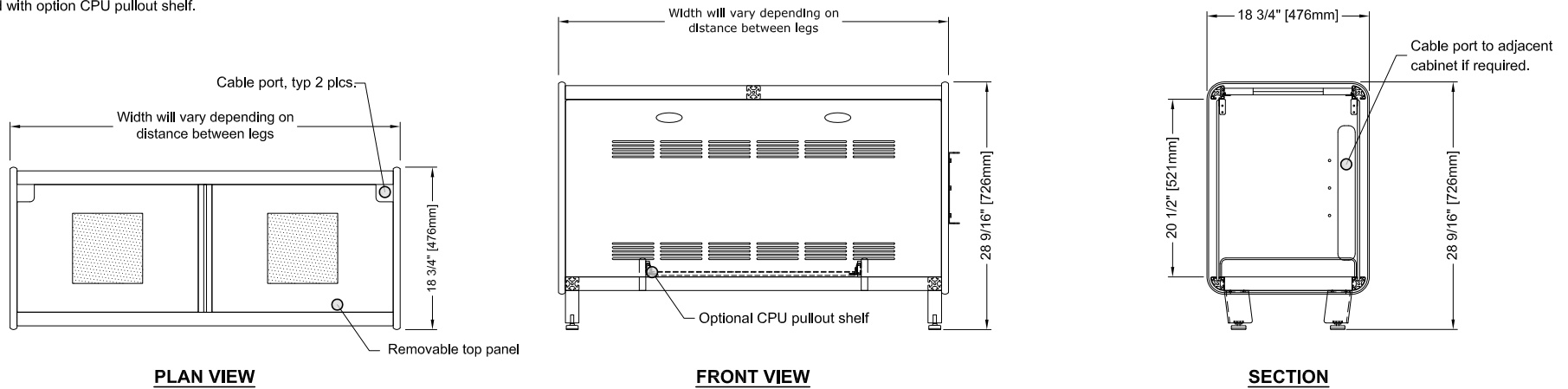
#### TW-SSA

Steel wall anchoring arm, multiple lengths available

## Overview and Features - continued

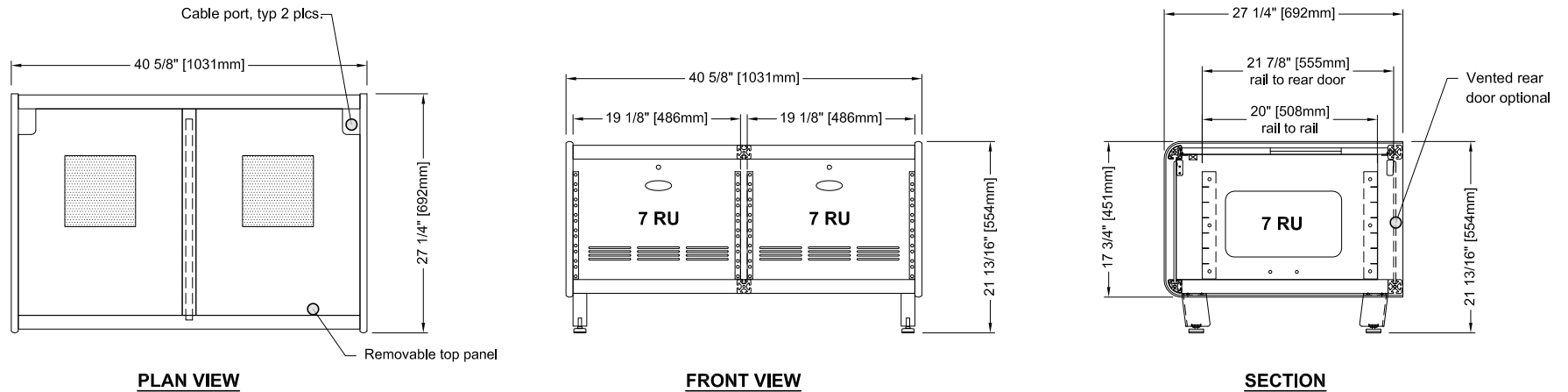
### TW-CB - CPU Base Cabinets

Modular design with removable front and rear access doors, internal cable management, and removable top panels with integral vents. Comes with standard vented bottom shelf unless ordered with option CPU pullout shelf.



### TW-EB - Equipment Base Cabinets

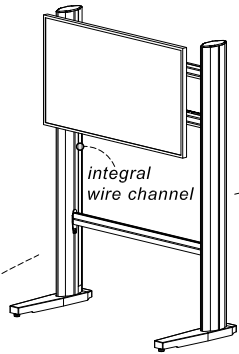
Modular design with removable front access doors, internal cable management, and removable top panels with integral vents. Comes standard with 7RU front & rear rack rail, vented rear door optional.



# TracWall® Product Guide



## Pre-configured monitor display stands - Straight

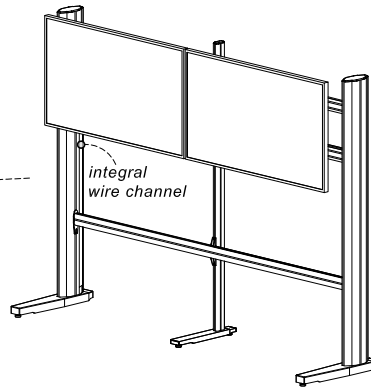


### TW-302

TracWall Stand for displays 40"-55"  
Price includes full articulating tilting mount.  
6'-4"H x 3'-4"W x 26"D (1930 x 1016 x 660mm)

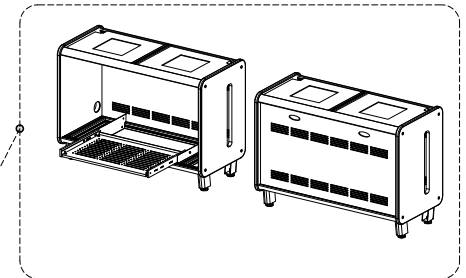
### TWE-302

Height adjustable, no integral wire channel  
in this version.



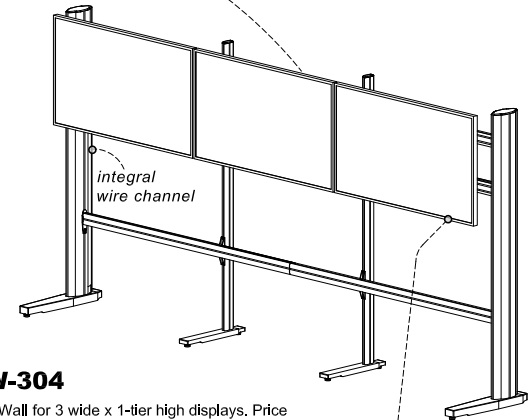
### TW-303

TracWall for 2 wide x1-tier high displays. Price  
includes full articulating tilting mounts.  
6'-4"H x 7'-0"W x 26"D (1930 x 2134 x 660mm)



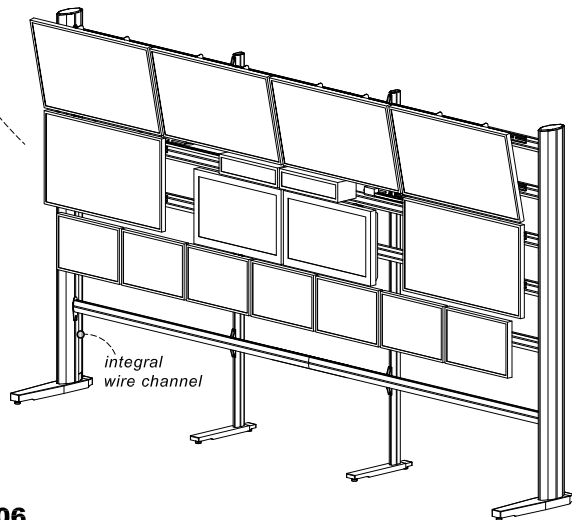
Base cabinets can be added to almost every  
TracWall for CPU or other equipment  
placement near the monitor wall assembly.

**Unlimited Layout Possibilities**  
The configurations shown here are a small sampling of possible layouts with the TracWall v2 system, based on typical control room applications. We welcome the opportunity to work with you in tailoring a layout to your specific equipment needs and architectural considerations. Please see the TracWall Gallery on the TBC website for more ideas.



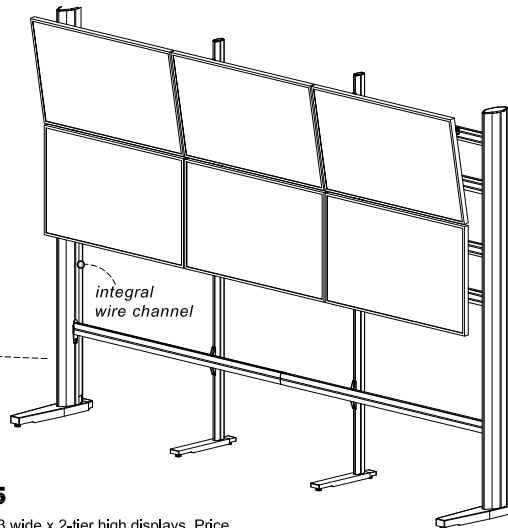
### TW-304

TracWall for 3 wide x 1-tier high displays. Price  
includes full articulating tilting mounts.  
6'-4"H x 13'-0"W x 26"D (1930 x 3150 x 660mm)



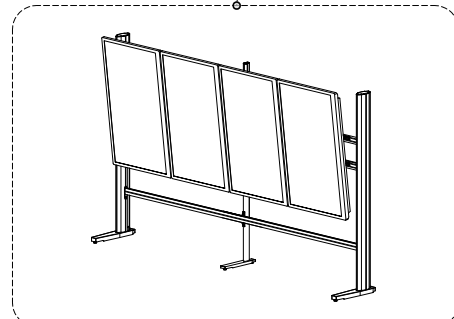
### TW-306

TracWall for 3 wide x 2-tier high displays.  
Price includes full articulating tilting mounts.  
8'-9"H x 12'-11"W x 26"D (2667 x 3937 x 660mm)



### TW-305

TracWall for 3 wide x 2-tier high displays. Price  
includes full articulating tilting mounts.  
8'-9"H x 12'-11"W x 26"D (2667 x 3937 x 660mm)



**Note:** Portrait mounting of larger displays may require  
non-stocked mounts at additional cost.

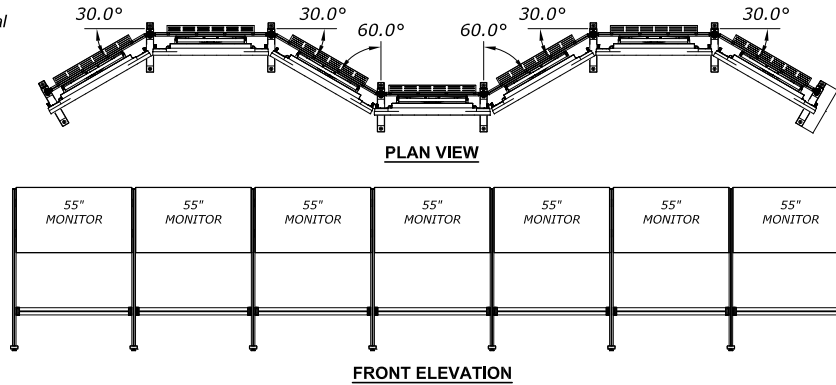
# TracWall® Product Guide



## Pre-configured monitor display stands - Angular

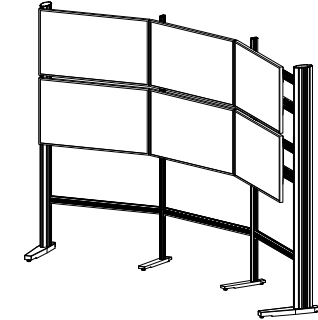
### TracWall Concept TW-AA

8 - TW-IL509 leg w/foot, 7 single tier 55" monitors (w/AM175 monitor mounts), and 42 - angled transitions. Designed for a console with two main operators and a central observer position.



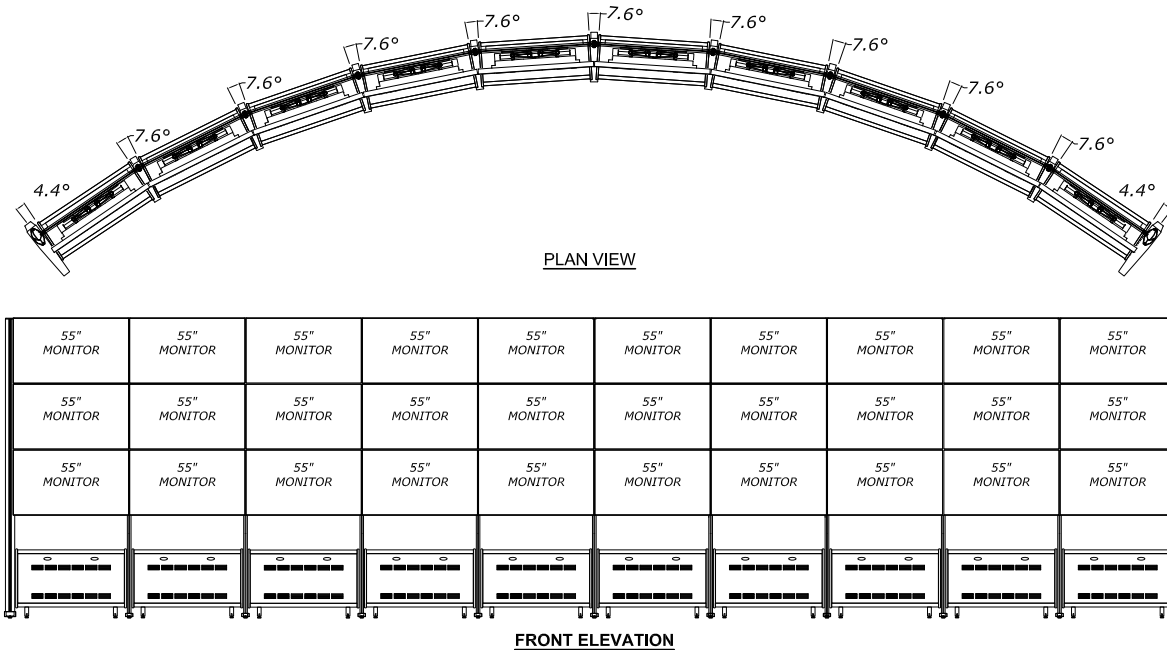
### TracWall Concept TW-AB

2 - TW-EL509 leg w/foot, 2 - TW-IL509 leg w/foot 3 single tier 55" monitors (w/AM175 monitor mounts). Designed for a 2-3 operator control room.



### TracWall Concept TW-AC

2 - TW-EL509 leg w/foot, 9 - TW-IL509 leg w/foot, 10 triple tier 55" monitors (w/AM175 monitor mounts), 120 - angled transitions, and 10 - TW-EB base equipment cabinets.



### Unlimited Layout Possibilities

The configurations shown here are a small sampling of possible layouts with the TracWall v2 system, based on typical control room applications. We welcome the opportunity to work with you in tailoring a layout to your specific equipment needs and architectural considerations. Please see the TracWall Gallery on the TBC website for more ideas.